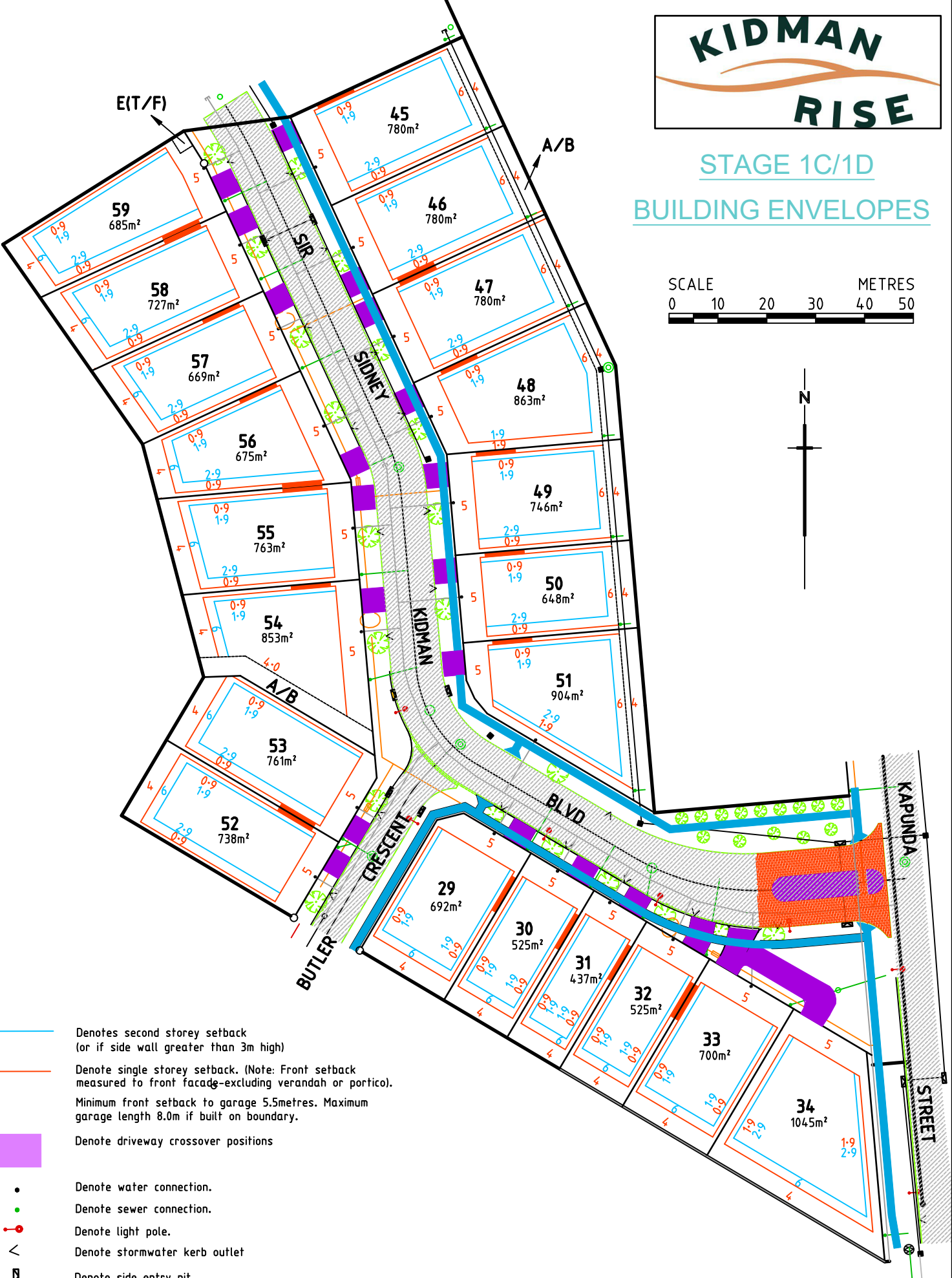











KIDMAN RISE

STAGE 1C/1D BUILDING ENVELOPES



SCALE METRES
0 10 20 30 40 50



-  Denotes second storey setback (or if side wall greater than 3m high)
-  Denote single storey setback. (Note: Front setback measured to front facade—excluding verandah or portico). Minimum front setback to garage 5.5metres. Maximum garage length 8.0m if built on boundary.
-  Denote driveway crossover positions
-  Denote water connection.
-  Denote sewer connection.
-  Denote light pole.
-  Denote stormwater kerb outlet
-  Denote side entry pit
-  Denote garage can be built on boundary. If not on boundary 900mm minimum setback applies

Envelopes show the minimum setback requirement and driveway locations only. Council and Development Code requirements must also be adhered to with respect to site coverage and private open space.
Current at the time of printing
E & O E



STATE SURVEYS PTY LTD
465b South Road, Keswick
South Australia 5035

Phone 08 8293 2939
Facsimile 08 8293 2949
Email planning@statesurveys.com.au
Internet www.statesurveys.com.au